

MPS Air Shifter Plug & Play Harness



Suzuki P/N 1-0988 & Kawasaki P/N 1-0988-K

The MPS Air Shifter Plug & Play Wire Harness wires your air shifter without any cutting or splicing. Our harness will make wiring your air shifter a breeze. All connections are labeled, and the harness is covered in techflex for protection. It incorporates a switch that allows you to choose whether your horn button will activate your shifter or your horn.

We offer two different harnesses; the difference is the coil connection polarity. Suzuki has the positive (red) in cavity #1. Kawasaki has the positive (red) in cavity # 2. This is important because the harness uses the coils to power items in the harness. To find out which type you have if you don't have a Suzuki or Kawasaki see the test procedure below.

A test light is all you need to find out which cavity is coil positive power.

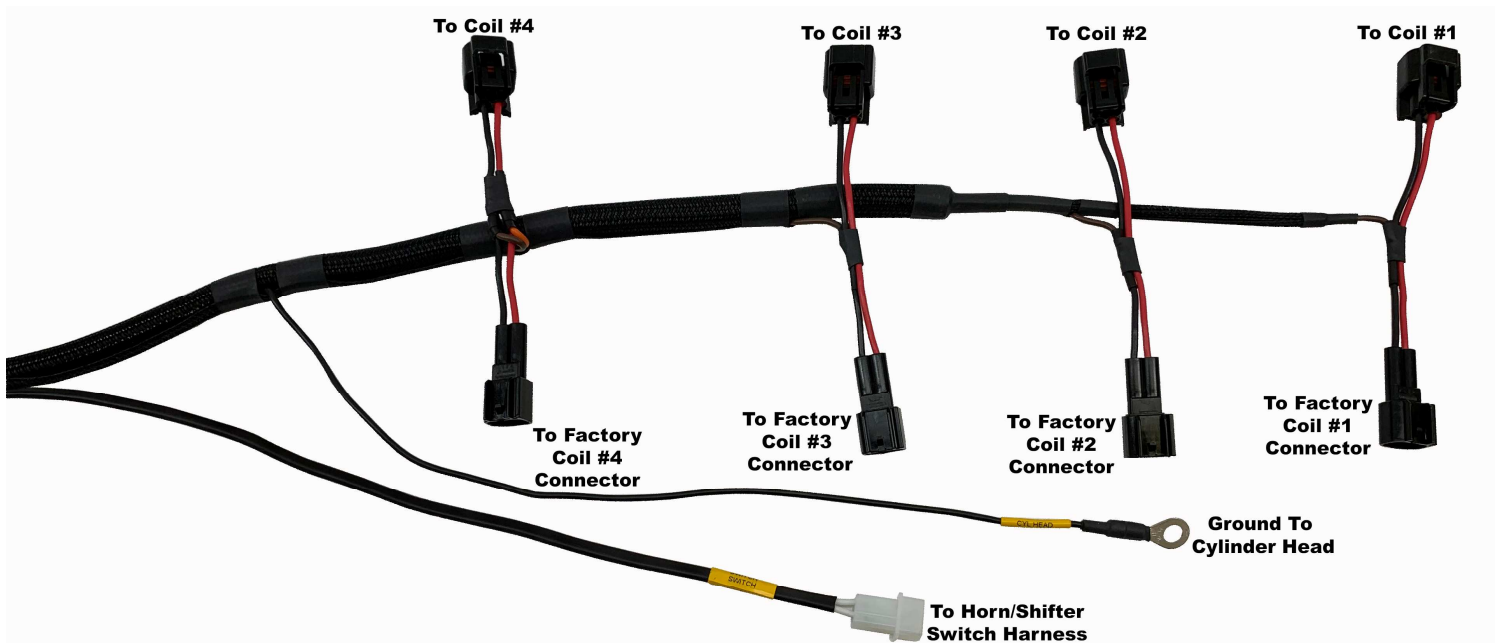




- 1) Clip the test light to the negative side of the battery.
- 2) Unplug all the coils. This is important to prevent back feeding through the coils while testing.
- 3) Probe coil connector cavity #1 and turn the key on. Make sure you probe as soon as you turn the key on as some bikes have the coil power on the fuel pump relay and it will go off after the fuel pump primes and back on again when the bike is cranked.
- 4) If the test light lights you will use the Suzuki harness P/N 1-0988. If it doesn't light proceed to step #5.
- 5) Probe coil connector cavity #2 and turn the key on. Make sure you probe as soon as you turn the key on as some bikes have the coil power on the fuel pump relay and it will go off after the fuel pump primes and back on again when the bike is cranked.
- 6) If the test light lights you will use the Kawasaki harness P/N 1-0988-K

Locate a convenient spot near the dash you would like to locate your horn/shifter switch. Drill a 1/4" hole and mount the switch using the guard to secure the switch. Plug the 2 gang switch connector into the main harness. Follow the diagrams to plug your harness into the correct components.




Horn / Shifter Select Switch





To Battery
Red Positive
Black Negative

To Air Valve



To MPS Gen 2
Engine Kill Box
Connectors

If you have any more questions we have a Frequently Asked Questions page at our web site as well as the telephone tech support. Thank you for your purchase of this MPS product. All products sold by MPS are for use at closed course competition events and not for use on public streets or highways.

Phone: 321.972.8282 – Fax: 321.972.5123
380 Orange Lane – Casselberry, Florida 32707