




**BPP-SEK**  
Brock's  
Performance  
Products -  
Strap End Kit




This Package contains:  
1 Strap End  
1 M6x45 Bolt  
1 Small Serrated Washer  
1 Nylock Nut

**Use with BPP-RMSBK only**  
1 M10x25 Bolt  
1 Large Serrated Washer




Begin by cutting off short end of strap attached to buckle.  
Attach strap end using M6x45 bolt, serrated washer and nylock nut  
as shown. Tighten until serrated washer is snug. Do not over tighten.

**Instructions for Standard Mount**



1. Remove top bolt from front brake caliper.  
Re-insert stock brake caliper bolt through  
strap end and thread into brake caliper.



2. Torque bolt to 39 N m (28 lb-ft)

**Instructions for Radial Mount**



1. Bolt Strap End to Brock's Radial Mount Strap  
Bracket Kit using M10x25 Bolt and Serrated  
Washer supplied with kit.



2. Torque bolt to 39 N m (28 lb-ft)

**Brock's Performance Products are designed for Closed-Course Racetrack use ONLY!**

For more information go to [www.BrocksPerformance.com](http://www.BrocksPerformance.com), click: Installation Instructions  
email: [advice@brockracing.com](mailto:advice@brockracing.com) or call the Tech Line 937-912-0061

Brock's Performance Products policies and warranty information: [www.BrocksPerformance.com](http://www.BrocksPerformance.com), click: Policies